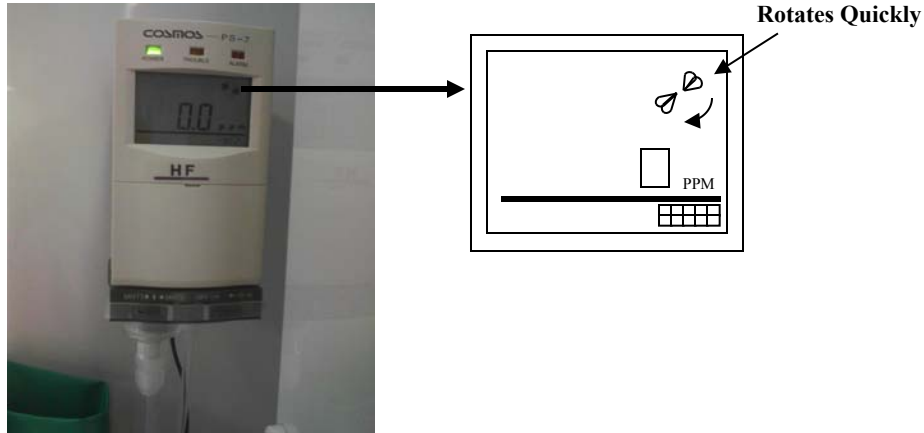



STANDARD OPERATING PROCEDURE FOR HF WET BENCH

Before beginning any type of process verify the area is safe by making sure the bench deck has a clean safe working area. Make sure the bench is clear of any types of alarms. Such as the Phoenix controller, the precision digital controller, and the HF gas detector.



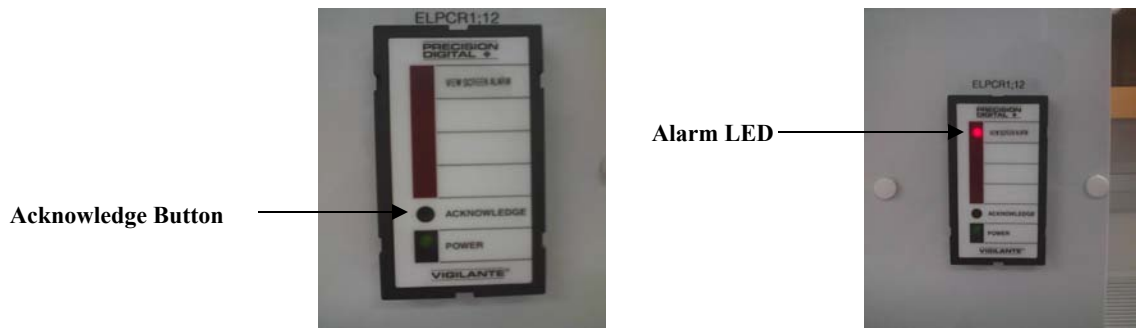
On the HF detector verify that it is powered up and no trouble light or alarm are present. Verify the sampling pump is rotating. If the pump is not rotating the trouble light will become yellow. Notify staff.



If no alarms on the HF detector are found verify the Phoenix controller standard operation LED is lit. This indicates the exhaust is at the proper flow rate. If the standard operation LED is off and the flow alarm is on and alarming push the emergency exhaust then lower the bench sash and notify staff immediately. If no alarms continue with your task.



For the best safety results make sure that the arrows line up on the sash and the bench before beginning any etch process. Always cover containers when possible to minimize the amount of vapors. You will notice a white streamer at both ends of the sash as a visual indication of exhaust. But do not depend on this indicator alone but as a secondary indication.



Verify the precision digital controller is powered on. The controller is used to inform you when the sash is out of position.

When the system alarms push the acknowledge button to silence the alarm. The alarm LED Will stay lite until the sash is in the proper position.



On the right side of the bench are two rocker switches. The top switch which is black is Used to turn on and off the fluorescent lamp within the bench. Which is also indicated by the word **LIGHT**. The lower switch is white and indicated with the word **HEPA**.

This switch turns on and off the blower that supports the HEPA filter. This blower **RUNS 24/7 AND SHOULD NOT BE TURNED OFF EXCEPT FOR EMERGENCIES.**

As an example if the Phoenix Controller shows a flow alarm then the HEPA blower switch should be turned off and the sash lowered to prevent any hazardous material from entering into the room.

There is also utility receptacles located on the right and left hand corners of the bench.

These are GFI receptacles. These are available for hot plates. **Do NOT LEAVE HOT PLATES UNATTENDED.**